

Second Grade

English Language Learners

Academic Packet

School _____

Student Name _____



Please follow your teacher's instruction on use and return of packets.
Por favor siga las instrucciones de su maestro sobre el uso y la devolución de los paquetes.
Tanpri swiv enstriksyon pwofesè w sou jan pou w itilize ak retounen pakè yo.
Por favor, siga as instruções do professor sobre o uso e o retorno dos pacotes

Week 2
April 6-April 10, 2020


Name: _____

Making Sushi

Written by Sherry Carr

Illustrated by Jim Madsen

Lexile®: 440L, 80 words



Making sushi is easy! First, cook some rice.

When it is done, put it on a plate to cool.

Then lay a long bamboo mat on the table.

Put a sheet of seaweed down on the mat. Brush the seaweed with oil.

Cover the seaweed with rice.

Add fish, crabmeat, peppers, or anything you like.

Roll it up. Then, press it tightly.

Now, cut the roll into many small bites.

It's ready to eat, so grab some chopsticks and enjoy!

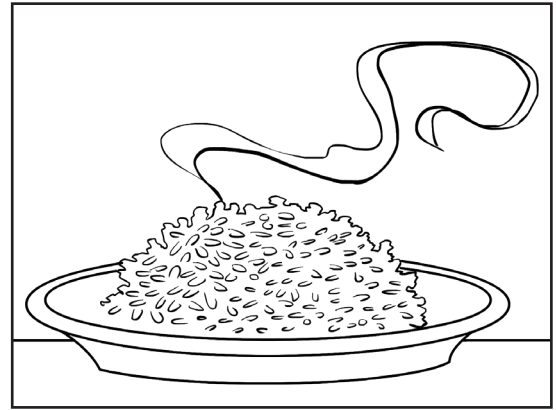
Name: _____

Making Sushi

Written by Sherry Carr

Illustrated by Jim Madsen

Lexile®: 440L, 80 words



Making sushi is easy! First, cook some rice.

When it is done, put it on a plate to cool.

Then lay a long bamboo mat on the table.

Put a sheet of seaweed down on the mat. Brush the seaweed with oil.

Cover the seaweed with rice.

Add fish, crabmeat, peppers, or anything you like.

Roll it up. Then, press it tightly.

Now, cut the roll into many small bites.


It's ready to eat, so grab some chopsticks and enjoy!

Accuracy: # of reading errors: _____ (Indep. = 0–2, Instr. = 3–5, Frust. = 6+)
Speed: To calculate: $4800 \div$ _____ (Reading time in seconds) = _____ WPM

Name _____

Making Sushi

Comprehension Questions




- 1. What is the first step for making sushi?**
 - a. roll up the sushi
 - b. cook the rice
 - c. brush the seaweed with oil
 - d. cut the peppers and crabmeat
- 2. What do you put on the bamboo mat first?**
 - a. seaweed
 - b. crabmeat
 - c. peppers
 - d. rice
- 3. To make fresh sushi, it would be good to live _____.**
 - a. in the desert
 - b. on a mountain
 - c. near the sea
 - d. on a farm
- 4. The author of the story is trying to teach you _____.**
 - a. how to use chopsticks
 - b. how to make a bamboo mat
 - c. how to cook rice
 - d. how to make sushi

Name _____

Making Sushi

Comprehension Questions (Answer Key)



1. What is the first step for making sushi?
 - a. roll up the sushi
 - b. cook the rice**
 - c. brush the seaweed with oil
 - d. cut the peppers and crabmeat
2. What do you put on the bamboo mat first?
 - a. seaweed**
 - b. crabmeat
 - c. peppers
 - d. rice
3. To make fresh sushi, it would be good to live _____.
 - a. in the desert
 - b. on a mountain
 - c. near the sea**
 - d. on a farm
4. The author of the story is trying to teach you _____.
 - a. how to use chopsticks
 - b. how to make a bamboo mat
 - c. how to cook rice
 - d. how to make sushi**

Name _____

word cards

Cut out the cards and practice learning the words.

seaweed

crabmeat

chopsticks

sushi

tightly


enjoy



Name _____

ready
to spell

Words to Spell

Use the letters below to practice spelling the words from Ready to Spell. Write your words under the clue words. You may use a letter more than once.



-ice 	-ife 	-id 
mice	wife	kid

Remember,

when **c** is followed by **e**, together they make the **s** sound.

Name _____



**CLUE
WORDS**

Words to Sort

Write these words under the correct clue word.

life

nice

did

rife


kid

rice

skid

strife

twice



lid



mice



wife